

# TAXES!!

Sept. 30 and Oct. 5, 2009

Econ 130(3)

University of Hawaii-Mānoa

Professor Sumner La Croix

APPLICATION: THE COSTS OF TAXATION

0

## Review: What You Have ALREADY Learned About Taxes

- A tax
  - drives a wedge between the price buyers pay and the price sellers receive.
  - raises the price buyers pay and lowers the price sellers receive.
  - reduces the quantity bought & sold.
- These effects are the SAME whether the tax is imposed on:
  - buyers or
  - sellers.

APPLICATION: THE COSTS OF TAXATION

1

## The Effects of a Tax

Eq'm with no tax:

Price =  $P_E$

Quantity =  $Q_E$

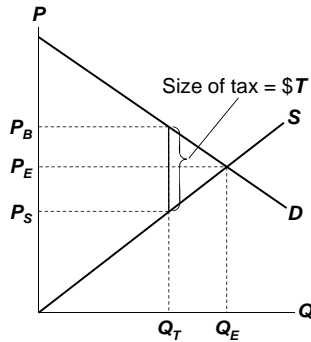
Eq'm with

tax =  $\$T$  per unit:

Buyers pay  $P_B$

Sellers receive  $P_S$

Quantity =  $Q_T$



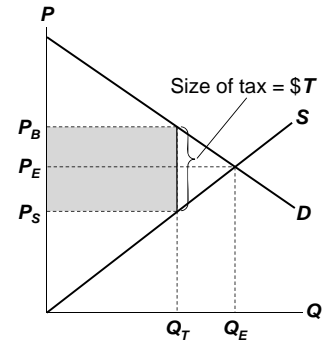
APPLICATION: THE COSTS OF TAXATION

2

## The Effects of a Tax

Revenue from tax:

$\$T \times Q_T$



APPLICATION: THE COSTS OF TAXATION

3

## The Effects of a Tax

- Next, we apply welfare economics to measure the gains and losses from a tax.
- We determine consumer surplus (CS), producer surplus (PS), tax revenue, and total surplus with and without the tax.
- Tax revenue can fund beneficial services (e.g., education, roads, police) so we include it in total surplus.

APPLICATION: THE COSTS OF TAXATION

4

## The Effects of a Tax

Without a tax,

CS = A + B + C

PS = D + E + F

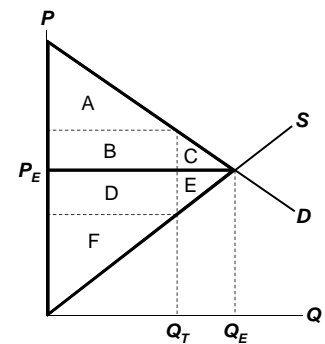
Tax revenue = 0

Total surplus

= CS + PS

= A + B + C

+ D + E + F

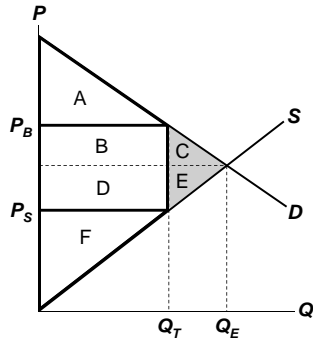


APPLICATION: THE COSTS OF TAXATION

5

## The Effects of a Tax

With the tax,  
 CS = A  
 PS = F  
 Tax revenue = B + D  
 Total surplus = A + B + D + F  
 The tax reduces total surplus by C + E

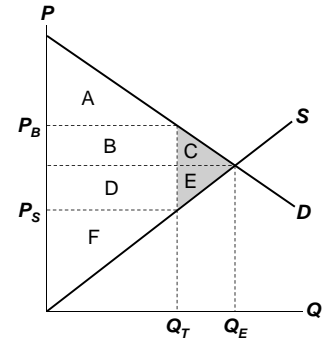


APPLICATION: THE COSTS OF TAXATION

6

## The Effects of a Tax

C + E is called the **deadweight loss (DWL)** of the tax, the fall in total surplus that results from a market distortion, such as a tax.



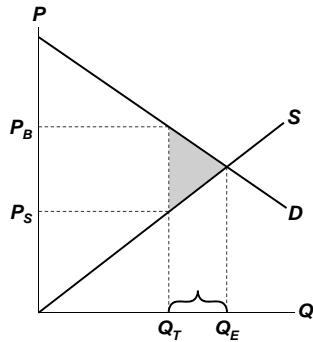
APPLICATION: THE COSTS OF TAXATION

7

## About the Deadweight Loss

Because of the tax, the units between  $Q_T$  and  $Q_E$  are not sold.

The value of these units to buyers is greater than the cost of producing them, so the tax prevents some mutually beneficial trades.



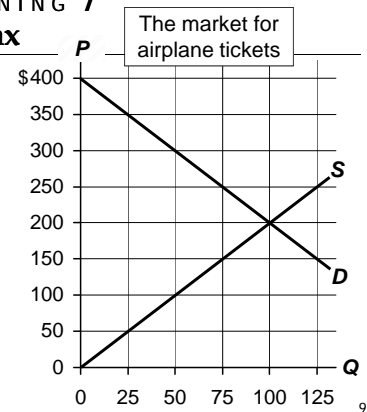
APPLICATION: THE COSTS OF TAXATION

8

## ACTIVE LEARNING 1

### Analysis of tax

- Compute CS, PS, and total surplus without a tax.
- If \$100 tax per ticket, compute CS, PS, tax revenue, total surplus, and DWL.



9

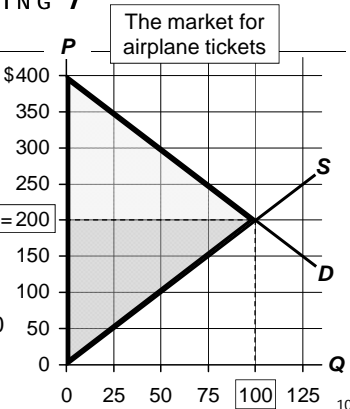
## ACTIVE LEARNING 1

### Answers to A

CS  
 =  $\frac{1}{2} \times \$200 \times 100$   
 = \$10,000

PS  
 =  $\frac{1}{2} \times \$200 \times 100$   
 = \$10,000

Total surplus  
 = \$10,000 + \$10,000  
 = \$20,000



10

## ACTIVE LEARNING 1

### Answers to B

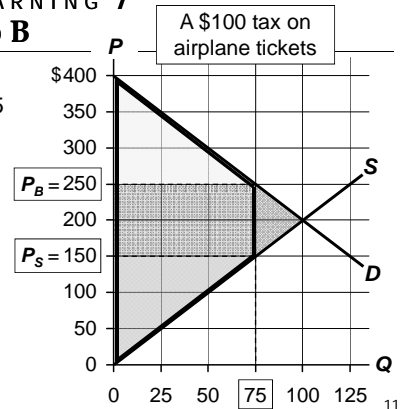
CS  
 =  $\frac{1}{2} \times \$150 \times 75$   
 = \$5,625

PS = \$5,625

Tax revenue  
 = \$100 x 75  
 = \$7,500

Total surplus  
 = \$18,750

DWL = \$1,250



11

### What Determines the Size of the DWL?

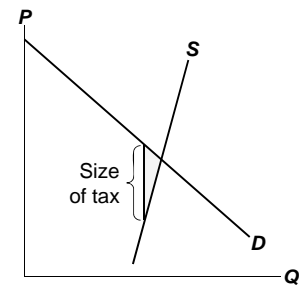
- Which goods or services should govt tax to raise the revenue it needs?
- One answer: those with the smallest DWL.
- When is the DWL small vs. large?  
Turns out it depends on the price elasticities of supply and demand.
- Recall:  
The price elasticity of demand (or supply) measures how much  $Q^D$  (or  $Q^S$ ) changes when  $P$  changes.

APPLICATION: THE COSTS OF TAXATION

12

### DWL and the Elasticity of Supply

When supply is inelastic, it's harder for firms to leave the market when the tax reduces  $P_S$ . So, the tax only reduces  $Q$  a little, and DWL is small.

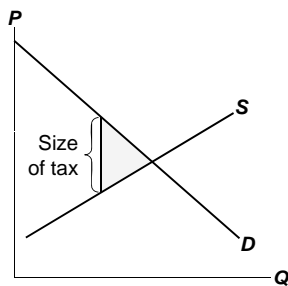


APPLICATION: THE COSTS OF TAXATION

13

### DWL and the Elasticity of Supply

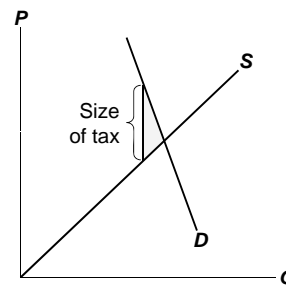
The more elastic is supply, the easier for firms to leave the market when the tax reduces  $P_S$ . the greater  $Q$  falls below the surplus-maximizing quantity, the greater the DWL.



APPLICATION: THE COSTS OF TAXATION

14

### DWL and the Elasticity of Demand

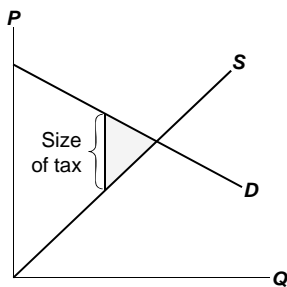


When demand is inelastic, it's harder for consumers to leave the market when the tax raises  $P_B$ . So, the tax only reduces  $Q$  a little, and DWL is small.

APPLICATION: THE COSTS OF TAXATION

15

### DWL and the Elasticity of Demand



The more elastic is demand, the easier for buyers to leave the market when the tax increases  $P_B$ . the more  $Q$  falls below the surplus-maximizing quantity, and the greater the DWL.

APPLICATION: THE COSTS OF TAXATION

16

### ACTIVE LEARNING 2

#### Elasticity and the DWL of a tax

Would the DWL of a tax be larger if the tax were on:

- Breakfast cereal or sunscreen?
- Hotel rooms in the short run or hotel rooms in the long run?
- Groceries or meals at fancy restaurants?

17

ACTIVE LEARNING 2

**Answers**

**A. Breakfast cereal or sunscreen**

From Chapter 5:

Breakfast cereal has more close substitutes than sunscreen, so demand for breakfast cereal is more price-elastic than demand for sunscreen.

So, a tax on breakfast cereal would cause a larger DWL than a tax on sunscreen.

18

ACTIVE LEARNING 2

**Answers**

**B. Hotel rooms in the short run or long run**

From Chapter 5:

The price elasticities of demand and supply for hotel rooms are larger in the long run than in the short run.

So, a tax on hotel rooms would cause a larger DWL in the long run than in the short run.

19

ACTIVE LEARNING 2

**Answers**

**C. Groceries or meals at fancy restaurants**

From Chapter 5:

Groceries are more of a necessity and therefore less price-elastic than meals at fancy restaurants.

So, a tax on restaurant meals would cause a larger DWL than a tax on groceries.

20

ACTIVE LEARNING 3

**Discussion question**

- The government must raise tax revenue to pay for schools, police, etc. To do this, it can either tax groceries or meals at fancy restaurants.
- Which should it tax?

21

**How Big Should the Government Be?**

- A bigger government provides more services, but requires higher taxes, which cause DWLs.
- The larger the DWL from taxation, the greater the argument for smaller government.
- The tax on labor income is especially important; it's the biggest source of govt revenue.
- For the typical worker, the **marginal tax rate** (the tax on the last dollar of earnings) is about 40%.
- How big is the DWL from this tax?  
It depends on elasticity....

APPLICATION: THE COSTS OF TAXATION

22

**How Big Should the Government Be?**

- If labor supply is inelastic, then this DWL is small.
- Some economists believe labor supply is inelastic, arguing that most workers work full-time regardless of the wage.

APPLICATION: THE COSTS OF TAXATION

23

## How Big Should the Government Be?

Other economists believe labor taxes are highly distorting because some groups of workers have elastic supply and can respond to incentives:

- Many workers can adjust their hours, e.g., by working overtime.
- Many families have a 2<sup>nd</sup> earner with discretion over whether and how much to work.
- Many elderly choose when to retire based on the wage they earn.
- Some people work in the “underground economy” to evade high taxes.

APPLICATION: THE COSTS OF TAXATION

24

## The Effects of Changing the Size of the Tax

- Policymakers often change taxes, raising some and lowering others.
- What happens to DWL and tax revenue when taxes change? We explore this next....

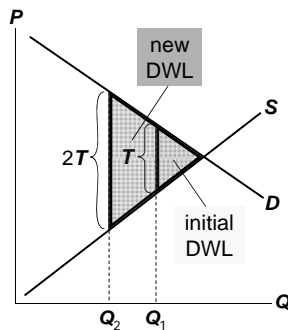
APPLICATION: THE COSTS OF TAXATION

25

## DWL and the Size of the Tax

Initially, the tax is  $T$  per unit.

Doubling the tax causes the DWL to more than double.



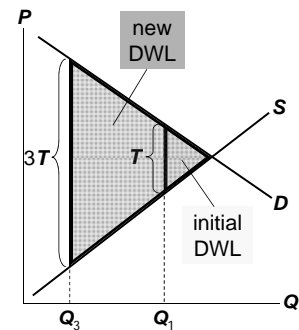
APPLICATION: THE COSTS OF TAXATION

26

## DWL and the Size of the Tax

Initially, the tax is  $T$  per unit.

Tripling the tax causes the DWL to more than triple.



APPLICATION: THE COSTS OF TAXATION

27

## DWL and the Size of the Tax

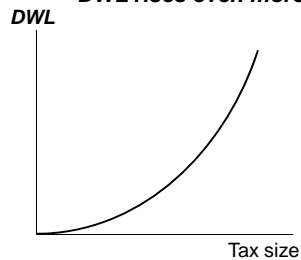
### Implication

When tax rates are low, raising them doesn't cause much harm, and lowering them doesn't bring much benefit.

When tax rates are high, raising them is very harmful, and cutting them is very beneficial.

### Summary

When a tax increases, DWL rises even more.

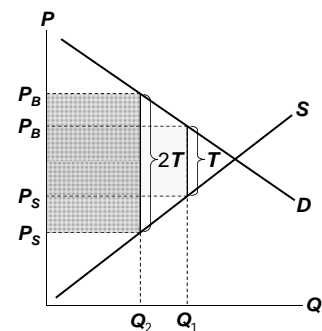


APPLICATION: THE COSTS OF TAXATION

28

## Revenue and the Size of the Tax

When the tax is small, increasing it causes tax revenue to rise.

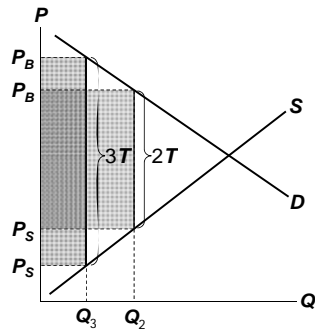


APPLICATION: THE COSTS OF TAXATION

29

## Revenue and the Size of the Tax

When the tax is larger, increasing it causes tax revenue to fall.

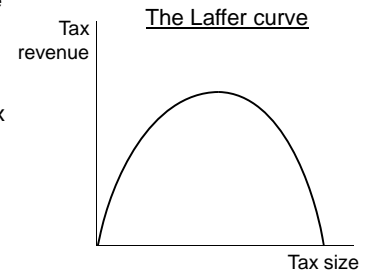


APPLICATION: THE COSTS OF TAXATION

30

## Revenue and the Size of the Tax

The **Laffer curve** shows the relationship between the size of the tax and tax revenue.



APPLICATION: THE COSTS OF TAXATION

31

## CHAPTER SUMMARY

- A tax on a good reduces the welfare of buyers and sellers. This welfare loss usually exceeds the revenue the tax raises for the govt.
- The fall in total surplus (consumer surplus, producer surplus, and tax revenue) is called the deadweight loss (DWL) of the tax.
- A tax has a DWL because it causes consumers to buy less and producers to sell less, thus shrinking the market below the level that maximizes total surplus.

32

## CHAPTER SUMMARY

- The price elasticities of demand and supply measure how much buyers and sellers respond to price changes. Therefore, higher elasticities imply higher DWLs.
- An increase in the size of a tax causes the DWL to rise even more.
- An increase in the size of a tax causes revenue to rise at first, but eventually revenue falls because the tax reduces the size of the market.

33